



Edit Reset ?





1 2





1

3



2

0

A worksheet for tracing the number 9. It features four rounded square boxes arranged in a 2x2 grid. Each box has a small colored circle with a number in the top right corner: the top-left box has a blue circle with the number '1', the top-right box has a yellow circle with the number '3', the bottom-left box has a red circle with the number '2', and the bottom-right box has a green circle with the number '0'. To the right of the boxes are two cartoon illustrations: a colorful turtle and a blue and yellow striped fish.

ENDEVINA EL NOMBRE

1



ENDEVINA EL NOMBRE

2



ENDEVINA EL NOMBRE

3



ENDEVINA EL NOMBRE

0



RESSEGUIM EL NOMBRE 1

1111111111111111

RESSEGUIM EL NOMBRE 2

222222222222

RESSEGUIM EL NOMBRE 3

3 3 3 3 3 3 3 3 3 3 3 3 3 3 3

RESSEGUIM EL NOMBRE 0

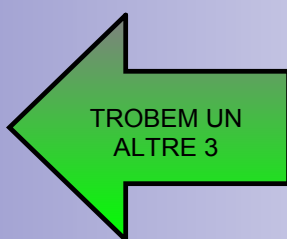
0 0 0 0 0 0 0 0 0 0 0 0 0 0 0

TROBEM EL NOMBRE 3

TROBEM EL NOMBRE 1



MOLT BÉ!!!



FIXA-T'HI MÉS BÉ!!!



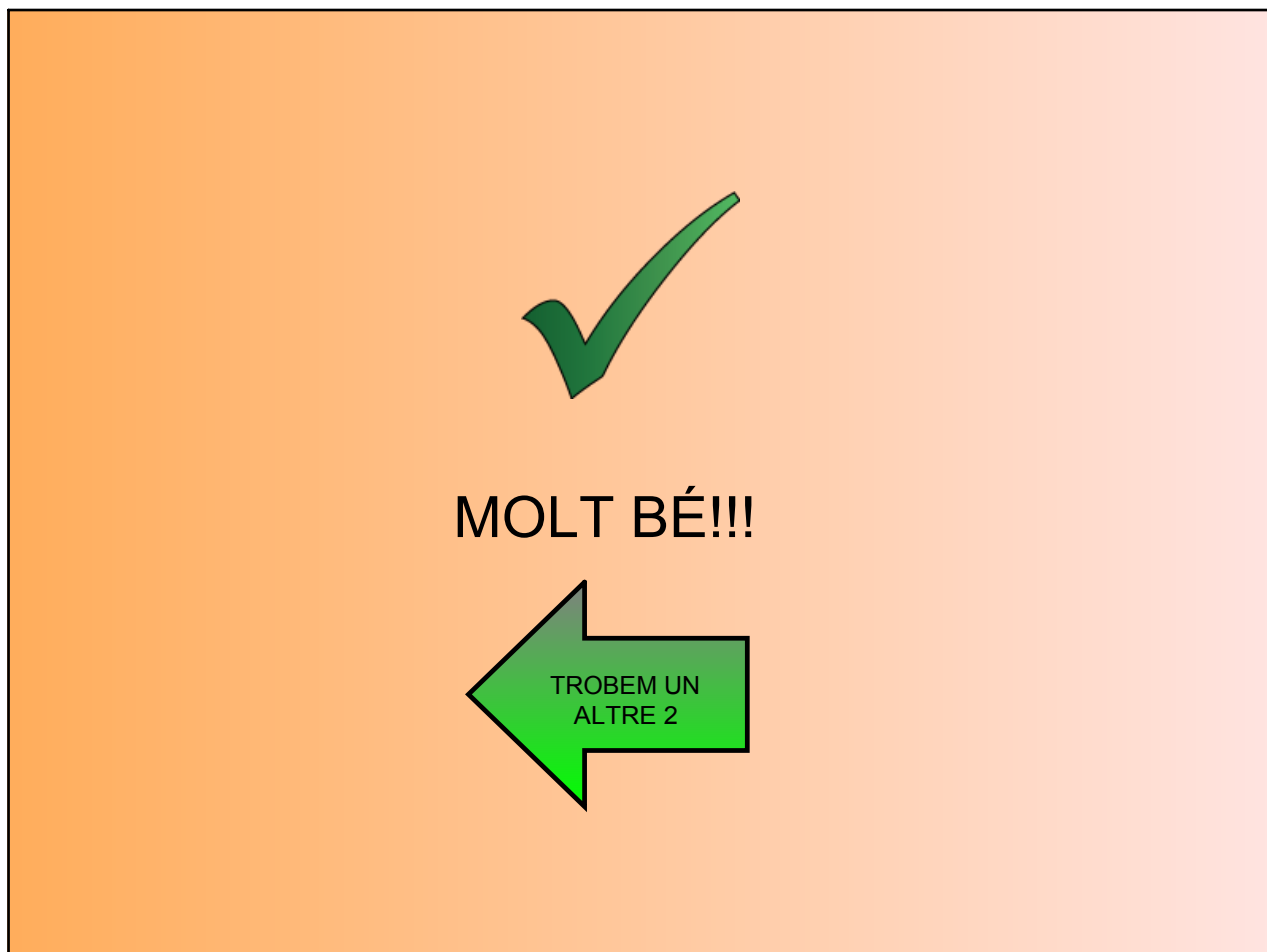



FIXA-T'HI MÉS BÉ!!!



MOLT BÉ!!!







FIXA-T'HI MÉS BÉ!!!



TORNA-HI

TROBEM EL NOMBRE 0

1						0
4	1	2		4		
	3	4	2			2
2		0		4		
	3		1	3		3
					1	
0	4	3		0		
						2



MOLT BÉ!!!



FIXA-T'HI MÉS BÉ!!!

