




ESCUULL UNA ACTIVITAT







FES LA SEQÜÈNCIA: COM NEIXEN LES TORTUGUES?



1

2

3



CLICA LA CLOSCA I MIRA COM SÓC PER DINS



O S S O S

--	--	--	--	--


U E O L T
S

E S Q U E L E T


Q

--	--	--	--	--	--	--	--

APILA, A SOBRE L'HERBA, LES TORTUGUES
DE GRAN A PETITA.





ORDENA LES TORTUGUES
DE PETITA A GRAN
TOT FENT UN TREN.




QUÈ
HA PASSAT?

COMENÇA
A AQUI





ORDENA LES TORTUGUES
DE GRAN A PETITA
TOT FENT UN TREN.

COMENÇA
A AQUI




ARA SÓC JO LA
PRIMERA



The image is a worksheet for a sorting activity. It features four green cartoon turtles of different sizes: a large one on the left, a medium one in the center, a small one on the right, and a very large one at the bottom center. The background is a light orange color. At the top center, there is a text instruction in black. On the left side, there is a red text label above a large black arrow pointing downwards. On the right side, there is a white thought bubble with black text. At the bottom of the page, there is a decorative border of green grass and red flowers.

QUÈ HA PASSAT?



PER QUÈ VA PRIMERA LA GRAN SI HEM COMENÇAT PER LA PETITA?


I SI COMENCÉSSIM PER LA TORTUGA GRAN, QUINA ANIRIA A DAVANT?

PROVEM-HO? 🙌

I SI CANVIEN DE COSTAT? 🙌
PROVEM-HO?


ORDENA LES TORTUGUES
DE PETITA A GRAN
TOT FENT UN TREN.

COMENÇA
A AQUI



POSEM LES TORTUGUES MARINES AL MAR





NO SÓC UNA TORTUGA MARINA.

SEGUEIX BUSCANT



POSEM LES TORTUGUES TERRESTRES AL PAISATGE






NO SÓC UNA TORTUGA TERRESTRE.

SEGUEIX BUSCANT







NO SÓC UNA TORTUGA D'AIGUA DOLÇA.

SEGUEIX BUSCANT







CLICA A SOBRE CADA TORTUGA,
HI TROBARÀS UNA SORPRESA.

